

LF04S-T

LINEAR FLEXIBLE - SIDE BEND



CB



**Colour-Matched. Precision-Cut. Quality-Assured.
Built to Blend. Install-Ready.**

Trusted by designers for precision, consistency, and total system integration. Our updated and extended Linear range brings that same expertise to flexible and rigid luminaires, giving you the freedom to create clean, continuous lines of light, perfectly matched in colour, quality, and performance across every application.

The LF04S-T delivers side-bend flexibility within a compact, high-performance form factor. Designed for seamless integration across interior, exterior, and marine projects, it achieves perfect colour consistency with LEDs matched to the complete LightGraphix range.

Engineered, cut and tested in our UK facility, every fitting is cut, connected, moulded, and IP-tested in-house, ensuring precision and reliability. Specifiable to 1mm increments and available in continuous lengths up to 5m, the LF04S-T combines engineering accuracy with



KEY FEATURES

- > Colour-matched to the full LightGraphix range for uniform illumination across all luminaire types
- > Side bend flexibility (minimum radius 15mm)
- > Colour-matched LEDs within 2-step MacAdam ellipse
- > Flame, Salt, Solvent & UV resistant
- > Continuous lengths up to 5m; 1mm cut accuracy
- > IP67 protection with marine-grade silicon
- > Range of mounting profiles and cable exit options
- > Dimming: 0–10 V, DALI, Casambi, DMX, Mains
- > Cut, finished, and tested in the UK






DIMENSIONS

Dimensions in mm

For full dimensions please go to page 3.



WHITE LED ENGINE SPECIFICATION

Engine	 Single White
Beam angles	120°
Colour temperature*	2200K, 2400K, 2700K, 3000K, 4000K, 5000K
Typical LED Circuit Wattage/m	8W
Forward voltage (V ₁₀₀)	24V
CRI	90
Colour consistency	3 SDCM
LOR	0.58
TM30	RF90 RG97
LED lifetime (25° ambient)	L80B50 at 50,000hrs
Applications	   

These values are based around a LD04S-T-930 1000mm

*See lumen variance table to the right for lumens apply across all colour temperatures

**LED wattage includes losses associated with using a 90% efficient driver

Lumen variance by CCT	
2200K	-14%
2400K	-9%
2700K	-6%
3000K	0%
4000K	10%
5000K	5%

MECHANICAL

Ambient temperature	-20°C to 45°C*
Minimum bend radius	Side 15mm
Materials	Silicon, Copper
Weight of product (per m)	85g
IP rating	IP67
IK rating	IK03
Resistance capabilities	Flame, Salt, Solvent & UV
Cable	Pre-Wired 2 core silicon cable 1000mm**
Wiring	Parallel constant voltage wiring 24V
Max. installed length	5m
Cut increments	1mm
Cut tolerance	5mm








*For higher temperatures please contact sales@lightgraphix.co.uk

**Custom length on request

ENVIRONMENTAL

TM65	Available on request
TM66	1.4

LINEAR FLEX RANGE OVERVIEW

	LF04S-T	LF10D	LF16D	LF20D
				
Size	4mm x 8mm	10mm x 10mm	16mm x 16mm	20mm x 20mm
Applications	<ul style="list-style-type: none"> > Recessed into joinery 	<ul style="list-style-type: none"> > Exterior > Architectural & Facade > Cove & Contour > Wet niche curved applications, which are not suitable for rigid profiles 	<ul style="list-style-type: none"> > Exterior > Architectural & Facade > Cove & Contour > Wet niche curved applications, which are not suitable for rigid profiles 	<ul style="list-style-type: none"> > Exterior > Architectural & Facade > Cove & Contour > Wet niche curved applications, which are not suitable for rigid profiles
IP Rating	IP54	IP67	IP67	IP67
Lumen/m	244	461	777	824
Wattage/m	9W	8W	14W	14W
CRI	90	90	90	90
CCT	2200K, 2400K, 2700K, 3000K, 4000K, 5000K	2200K, 2400K, 2700K, 3000K, 4000K, 5000K	2200K, 2400K, 2700K, 3000K, 4000K, 5000K	2200K, 2400K, 2700K, 3000K, 4000K, 5000K
Dynamic options	N/A	N/A	 Tunable white	 Tunable white, RGBW
Rigid Version	N/A	LR12	LR17	LR20
				

THE LINEAR RANGE THAT YOU WOULD EXPECT FROM LIGHTGRAPHIX

Trusted by designers for precision, consistency, and total system integration. Our updated and extended Linear range brings that same expertise to flexible and rigid luminaires, giving you the freedom to create clean, continuous lines of light, perfectly matched in colour, quality, and performance across every application.

Colour-Matched

Developed using LightGraphix-engineered LED tape, tightly binned within a two-step MacAdam ellipse. Every luminaire is visually and chromatically matched across our full range from downlights and uplights to spotlights and linear delivering consistent light quality and tone throughout the project.

Precision-Cut

Every fitting is made to measure in our UK operations - cut, connected, moulded, and IP-tested in-house. With 1 mm cutting accuracy and continuous lengths up to 5m, each product delivers technical precision and a flawless finish, ensuring your specification is realised exactly as intended.

Quality-Assured


Engineered for demanding environments, every LightGraphix Linear fitting undergoes 100% IP testing. Constructed from high-grade materials, including marine-quality silicon, the range is IP67-rated and resistant to flame, UV, saltwater, and solvents. Built for longevity, reliability, and performance - indoors, outdoors, or at sea.

Built to Blend

Designed to give you ultimate flexibility for your lighting design, each Linear product integrates seamlessly with our wider portfolio. Rigid and flexible options share the same light engines, allowing continuous lines of light that sit discreetly within the architecture and maintain design integrity.

Install-Ready

Manufactured, assembled, and tested through our UK operations for dependable performance and rapid turnaround. Custom lengths, pre-moulded connections, verified IP ratings, and a 5-year warranty reduce on-site work, minimise risk, and ensure every luminaire arrives ready to install.

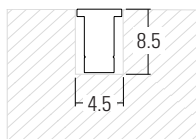
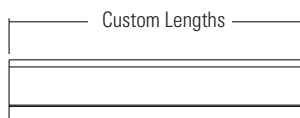
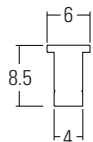


DIMENSIONS AND FIXING ACCESSORIES

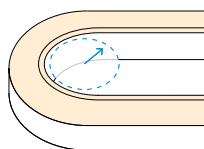
Dimensions in mm

LF04S-T

Available in specifiable lengths at 1mm increments from 300mm to 5000mm.



MINIMUM BEND RADIUS



Side Bend Radius
15mm

ORDER CODES & OPTIONS

Example: LF04S-T-9W/927/5000mm

Light Engine & Drive Current

LED Colour

Length (5000mm Max)



White

24V 9W/m

LF04S-T-9W

Super Warm White (2200K)	/922
Very Warm White (2400K)	/924
Extra Warm White (2700K)	/927
Warm White (3000K)	/930
White (4000K)	/940
Cool White (5000K)	/950

Drivers

To be used with 24V constant voltage LED Drivers and Controllers, We offer a range of drivers with 1-10V, DMX, and DALI dimming options. Please download the data sheet from the downloads section at www.lightgraphix.co.uk, or contact us for more information.